REV	ZONE	DESCRIPTION	DRAWN	APPRVD	DATE

DWG. NO.

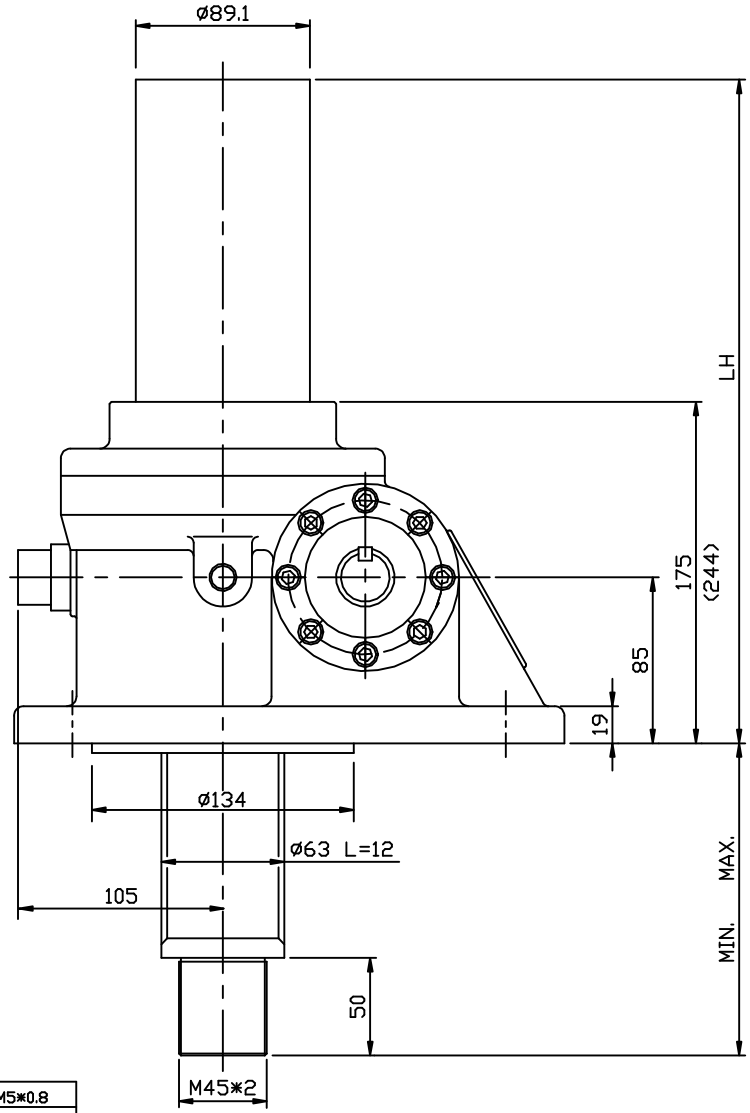

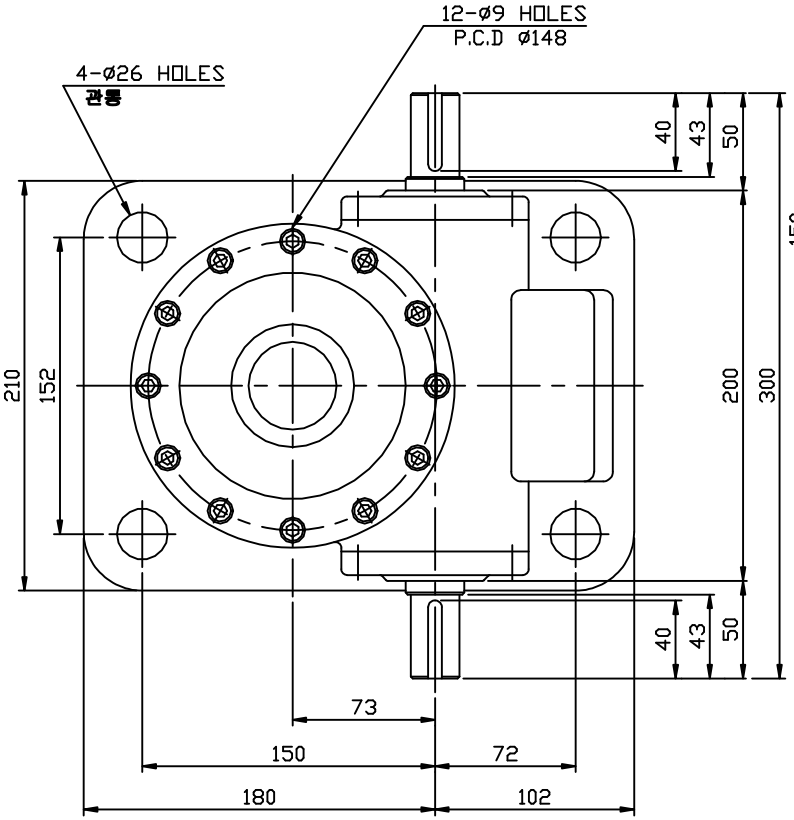

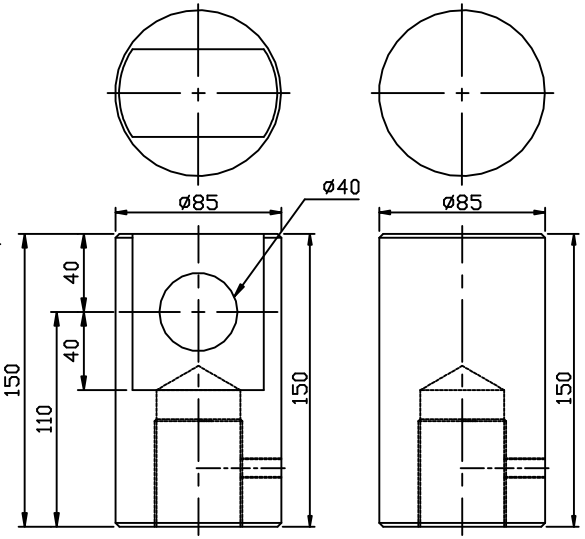

CLEVIS NUT

PLAIN NUT

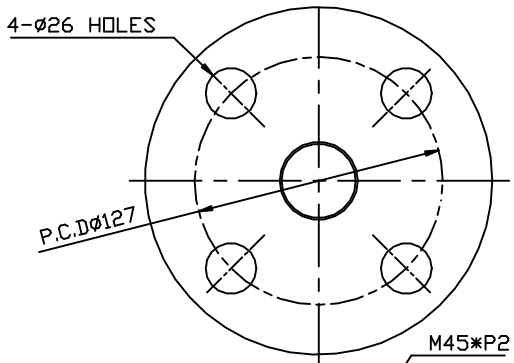

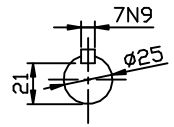

INPUT SHAFT

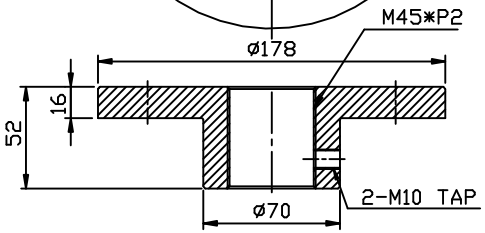

FLANGE NUT

M5*0.8	
M6* 1	
M8*1.25	
M10*1.5	
M12*1.75	
M16* 2	
M18*2.5	
M20*2.5	
M22*2.5	
M24*3	

NO	PART NO.	DESCRIPTION	Q'TY	MATERIAL
1	SJ-73-HIK-1	SCREW JACK		

본 도면은 (주)삼양감속기의 기술 자산입니다. 본 도면은 저작 재산권 관계 법규에 의하여 보호되며, (주)삼양감속기로부터 문서에 의한 승인 없이는 본 도면의 전부 또는 일부를 복사하거나, 타인에게 누설할 수 없습니다.

표기의 일반 공차

각도 : ±0.2,	6 – 30 :±0.1
CHAMFER : C 1.0	30 – 120:±0.15
FILLET : R 1.0	120 – 315 :±0.2
마무리 : ▽▽	315 –1000 :±0.3
	1000 이상 :±0.5

	NAME	DATE
DRAWN		
CHECK		
APPROV		

SAMYANG
REDUCTION GEARS CO., LTD

SCALE 1/3

TITLE MAX SCREW JACK
73형

SHEET 1/1

DWG SIZE A3

DWG. NO. SJ-73-HIK

REV